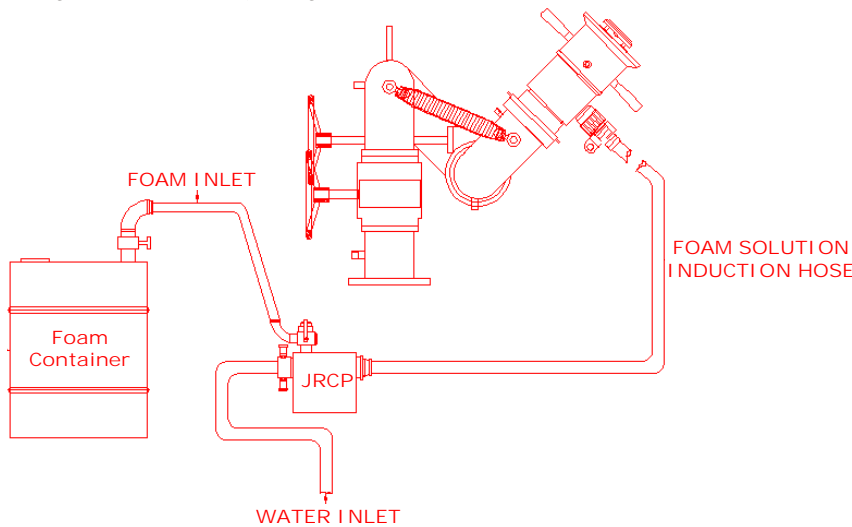
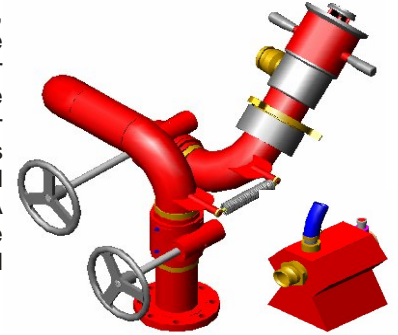


UL LISTED FIRE FOAM MONITOR

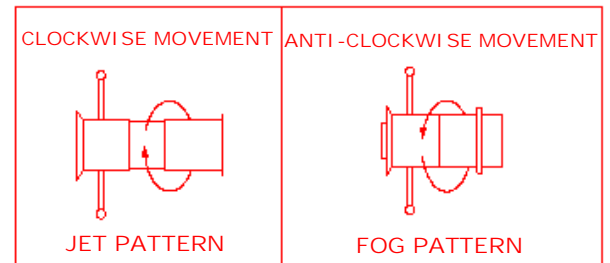
MODEL GGT SGR 1000J

1. GENERAL DESCRIPTION

The manually operated non-aspirating Compact Foam Monitor fully made of Stainless Steel, capable to discharging 1000 US GPM (3785 LPM) at 100 psi (7 bar) inlet pressure over a range of 60 to 70 meters in horizontal direction. Foam proportioning 3 % is done with help of water operated Jet Ratio Control Pump (JRCP) suitable for feeding foam concentrate solution to the monitor nozzle from a minimum distance of 50 mtrs. The Foam Monitor has inbuilt facility for converting Water/Foam jet to fog and vice-versa very quickly and easily, even during continuous operation. Foam Monitor is provided with self-locking swivel gear bearing for rotation in horizontal and vertical direction through hand wheel operation even under high operating pressures. A single fire fighter can manually operate the Foam Monitor with large flow capacity, long-range capability. The monitor assembly is designed to withstand the nozzle reaction force experienced during the operation of jet/ fog.



Jet & Fog Adjustment



2. SALIENT FEATURES

- ✚ Certified and Approved by (UL) Underwriters Laboratory USA
- ✚ High Discharge capacity of 1000 US GPM (3785 LPM) at 100 psi inlet pressure.
- ✚ Excellent Horizontal throw of 65 to 70 meter long and above
- ✚ Excellent Full Fog & Semi Fog Coverage.
- ✚ Jet Ratio Control Pump (JRCP) can be placed 50 meter away from the foam Monitor.
- ✚ Low Expansion, so less loss of foam & more cooling effect on burning surface.
- ✚ Quick change over from jet to fog even during high operating pressure.
- ✚ Easy maneuverability in horizontal and vertical plane
- ✚ Fully Stainless Steel Construction.
- ✚ Almost maintenance free
- ✚ Available In Fixed and Mobile Version
- ✚ Various Metallurgy Options

3. APPLICATION

The Monitor is highly effective with water and foam for fast knockdown of Fires at Oil & Gas Plants, Off-Shore & On Shore Platforms, Oil Refineries, Petroleum Storage Tanks & Depots, Chemical & Fertilizer Plants, Steel Plants, Power Plants, Ammunition Depots, Defense Stores, Naval Ships And Submarine, Ships & Oil tankers Ports & Jetties Etc.

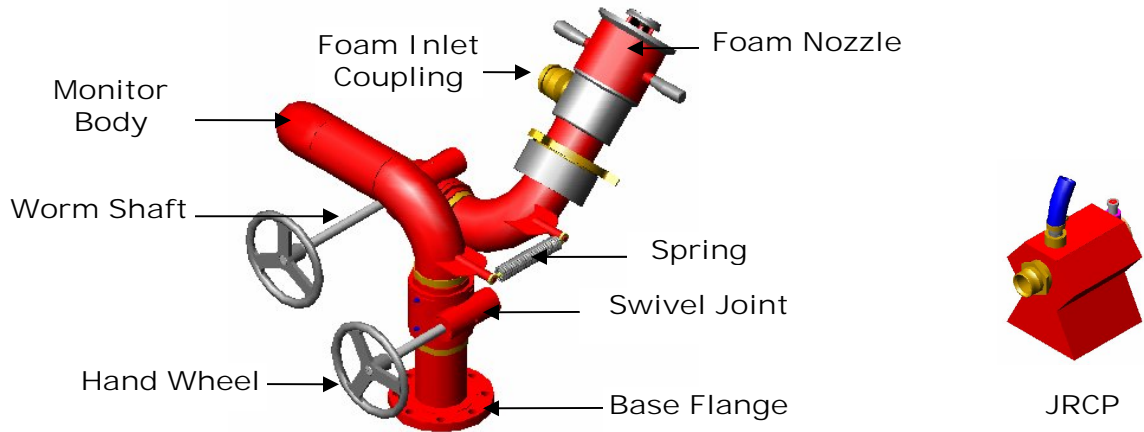
UL LISTED FIRE FOAM MONITOR

MODEL GGT SGR 1000J

4. TECHNICAL SPECIFICATION

⚡	Flow at 100 psi (7 bar) pressure	:	1000 US GPM (3785 LPM)
⚡	Nozzle	:	Non-aspirating type
⚡	Induction Type	:	JRCP Type
⚡	Induction Rate	:	3 % (As Per UL Guidelines)
⚡	Monitor Elevation	:	+90° & - 30° Vertical
⚡	Rotation	:	360° Horizontal.
⚡	Water way size	:	100 NB
⚡	Inlet Flange Size	:	4" NB 150# S.O.R.F Flange.
⚡	Hydrostatic Test Pressure (Monitor)	:	21 bar.
⚡	Finish/ Paint	:	Fire red shade of Epoxy / Powder Coating.

5. MATERIAL OF CONSTRUCTION FOR MONITOR AND NOZZLE



⚡	Base Flange	:	SS 304
⚡	Monitor Body	:	SS 304
⚡	Swivel joint	:	SS 304 / Gun Metal / Bronze
⚡	Worm Shaft	:	SS 304
⚡	Hand Wheel	:	SS 304
⚡	Neck Ring	:	SS 304
⚡	Foam Intake Coupling	:	SS 304
⚡	Foam Nozzle	:	SS 304 / Gun Metal / Bronze / Aluminum
⚡	Lifting Hook	:	SS 304

MONITOR ALSO AVAILABLE IN METALLURGY OF SS 316 FOR SPECIAL APPLICATION.

6. AQUA FOAM JET RATIO CONTROL PUMP

Water operated Jet Ratio Control pump (JRCP) is suitable for feeding foam concentrate solution to the monitor nozzle from a minimum distance of 50 mtrs in horizontal plane. The inlet & outlet of JRCP are provided with 63 mm. Male & female coupling respectively.

1. Material of Aqua Powered Pump	:	SS 304
2. Inlet & Outlet Coupling	:	2 1/2" Male/Female coupling (SS 304)
3. Foam Induction Rate	:	3% (as per UL Guidelines)
4. Pick up tube	:	PVC 3 Mtrs Long
5. Delivery Distance	:	Aqua Foam Jet Ratio Control Pump is capable enough to feed foam solution to the monitor nozzle from a minimum distance of 50 mtrs in horizontal plane.

UL LISTED FIRE FOAM MONITOR

MODEL GGT SGR 1000J

7. PERFORMANCE OF MONITOR AT 100 PSI (IN STILL AIR CONDITION)

- | | | |
|---|---|----------|
| a) Water jet at 30° from Horizontal plane | : | 70 mtrs. |
| b) Foam jet at 30° from Horizontal plane | : | 65 mtrs. |
| c) Fog jet at 30° from Horizontal plane | : | 20 mtrs. |

8. APPROVAL: UL LISTED WITH FOLLOWING FEATURES

- | | | |
|--------------------------|---|---------------------------|
| a) Nozzle | : | Non Air Aspirating Nozzle |
| b) Monitor Solution Flow | : | 1000 US GPM |
| c) Operating Pressure | : | 100 PSI |
| d) Induction | : | Using JRCP |